


The logo for Comic Relief, featuring the words "COMIC RELIEF" in a bold, black, sans-serif font. The letter "O" in "COMIC" is replaced by a red circle with a white dot in the center, resembling a nose. The text is set against a white circular background which is itself on a red background with white polka dots.The logo for Red Nose Day, featuring the words "Red Nose Day" in a stylized, black, handwritten font. The word "Nose" is the largest and most prominent, with a large red circle containing a white dot representing a nose. The text is set against a white background.

Learners and staff celebrated Red Nose Day by coming together to raise money for Comic Relief. A special thank you to Matt for planning the activities with our Rights Respecting steering group and delivering a great, informative assembly

Learners got involved by dressing in red, painting their noses, and taking part in fun activities throughout the day. A highlight was the sale of red-themed cakes, which helped boost fundraising efforts.

Thank you to everyone who contributed and made the day a great success while supporting an important cause.

WEEK 23: 16TH -20TH MARCH 2026



CARDREW COURT SCHOOL NEWSLETTER

Updates and reminders

Updates and Reminders

Tuesday 24 March Careers Fair / Parents Evening
3.30pm- 6pm, all welcome to the careers fair, please book your parents evening slot with your child's class teacher

Wednesday 25 March Parent and Child Chocolate workshop
contact office@cardrewcourt.org if you would like to book in or for more information

Thank you for completing our, **Parent /Carer Feedback survey**. It is currently still live if you would like to feedback.
<https://forms.office.com/e/twQC57MnNi>

CCS Parent Survey March 2026





Food Technology



Weekly Highlights:

This week in our cooking sessions, learners across several classes have been busy developing their kitchen skills and creating some delicious dishes.

Gorse learners made tasty dough balls served with garlic butter, practising their dough handling and baking skills.

Verbena class prepared a comforting vegetable lasagne, layering pasta with vegetables and sauce to create a classic favourite.

Clover learners continued working on the theory component of their Level 1 Home Cooking Skills, building their knowledge of cooking methods, ingredients, and kitchen safety.

Heather and Moss classes made creamy potato dauphinoise, learning how to prepare and cook potatoes in a rich, layered dish.





Fern learners continued developing their practical and theory knowledge as part of the Level 2 Home Cooking Skills course.



next week

MUST TRY!

Week Commencing 23rd March	
Gorse	Calzone
Verbena	Margherita Pizza
Clover	Level 1 Home Cooking Skills
Heather & Moss	Broccoli and Potato Croquettes
Fern	Level 2 Home Cooking Skills

<p>Rosti 2 potatoes Oil to go</p> <ol style="list-style-type: none"> 1. Peel and grate potatoes. 2. Use paper towel and squeeze out water. 3. Season and shape gently. 4. Heat oil gently in pan. 5. Pan fry for 5-6 minutes on either side on a medium heat. 	<p>Duchesse Potatoes 200g potatoes ½ egg 15g butter 15g parmesan ¼ tsp nutmeg</p> <ol style="list-style-type: none"> 1. Cook potatoes until soft and mash until smooth. 2. Separate egg 3. Add potato and nutmeg to the egg mix. 4. Beat until smooth and place in a piping bag. Brush with egg white and cook for 15-20 mins. 	<p>Boulangere Potatoes 3 large potatoes ½ onion Stock Salt and pepper</p> <ol style="list-style-type: none"> 1. Peel and thinly slice potatoes and onions. 2. Make stock up. 3. Layer the potatoes and onions in a dish. 4. Season and pour over stock. 5. Bake in oven for 30 minutes. 	<p>Hasselback Potatoes 2 small potatoes 2 tbsps oil Salt and pepper Rosemary</p> <ol style="list-style-type: none"> 1. Carefully slice a small piece off the potato to give a flat side. 2. Thinly slice the potato, leaving a small slice piece to hold them together. 3. Brush with oil, sprinkle with salt, pepper and rosemary. 4. Cook at 180°C, for 45mins 
---	---	---	---

Fern

It has been yet another busy and uplifting week for our Fern learners. They have been engaged in their Mock Exams while also participating in a variety of exciting activities, including a lovely coastal walk during outdoor education. Additionally, they enjoyed raising funds for Comic Relief by donning red attire and painting their noses!

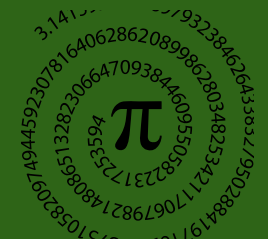
Fern learners have now all completed their Food Tech Coursework, Congratulations!

This week in Food Tech, learners have chosen to bake some cheese & chive scones to enjoy.



This week in Food Tech, Gabby prepared two servings of Mac and Cheese, which she brought home to enjoy for dinner and share with her family.

Last Friday at school, all the students celebrated National Pi Day. They had the opportunity to participate in a math challenge organized by Emma M, which involved memorizing as many digits from a Pi chart as possible. The learners were given until the end of the day to finish this task, with the winner being the one who could recall the most numbers. The standout winner was our incredible Briana from Fern Class, who astonishingly remembered 51 digits from the Pi chart! Fantastic job, Briana; you truly are a superstar!




This week, during Fern's outdoor educational excursion, the group explored another breath taking stretch of Cornwall's coastline with a lovely walk along Marazion Beach in Penzance. The weather was bright and sunny, providing a perfect backdrop for our class outing, with stunning views all around. However, on our return from St. Michael's Mount along the causeway, we found ourselves quite wet as the tide came in more quickly than anticipated! Our learners however took it in their stride & dealt with it so well & we all had such a laugh about it!


- Comic Relief Day - Friday March 20th
- Wear something red to school and paint your noses!
- Careers Fair and Parents' Evening – 24th March: An important opportunity to discuss progress, next steps, and future pathways. You should have received an email from Hayley inviting you to book your slot - please get in touch with her directly to arrange a meeting if you have not: hknowles@cardrewcourt.org
- End of term: 1pm on Wednesday 1st April.



MOSS CLASS HIGHLIGHTS



In Food Tech Learners took part in a 'potato challenge'. They had a range of potato options to choose from and showed great skills in slicing, piping and taking care in their presentation. Well done Team Moss



In PD Asdan this week we had a lovely walk down to the local skatepark to sketch and take photos of things we found interesting. It was so nice to get out of the classroom, enjoy the sunshine and have fun making memories together

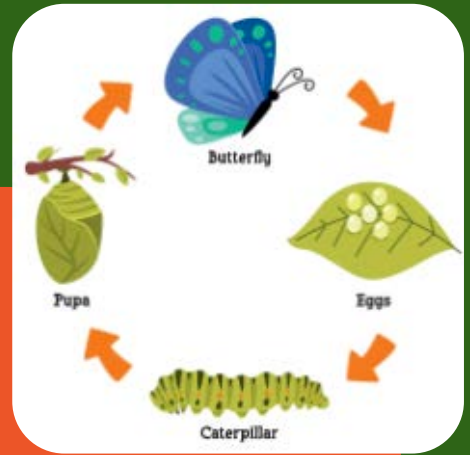





VERBENA CLASS HIGHLIGHTS



Exciting news in Verbena! We have class pets- some caterpillars. As part of our science, we will be looking into the lifecycle of a butterfly. Keep looking at the newsletter to see what happens each week.



In RE we retold a story from Luke 5. At first we watched an animation of the story, then retold it using props we made from things we found in the classroom.



This week we found time to get crafty. In this photo some of us are drawing, making with Hama beads and making Loom bands. Just out of shot, one of us is enjoying the cakes we enjoyed making!

We also had a surprise visit from Ninja the Tortoise. He is 22 years old and has recently emerged from hibernation. He had a (slow) tour of the classroom and said hello to our learners.




Heather class



Outdoor Education:

It was a windy start to the week for Heather this week, as we walked along the coast through Crantock beach. We then continued our voluntary work at St Day where it was far warmer!

Well done Heather!



Potato Challenge:

For food tech this week, learners made a variety of potato dishes! From Rostis, Duchesse Potatoes, Boulangere Potatoes and Hassleback Potatoes.



Science:

To practice our knowledge on forces, learners made their very own parachutes.

Success 



Gorse Class

We have enjoyed a thoughtful and engaging week of learning in Gorse Class.

Learners have been exploring the features of non-chronological reports, identifying key elements such as subheadings, formal tone, technical vocabulary, and clear organisation. They have also been researching fascinating facts about medicine through history in preparation for writing their own information texts next week.

Plague Doctors

Plague doctors were medical figures called upon during outbreaks of deadly disease. Although their strange costume and long beaked masks make them easy to imagine, the reality behind their work is more complex. This report explains who plague doctors were, what they wore, the tools they used, and the tools and treatments they used to help patients.

What is a plague doctor?

A **plague doctor** was a person contracted by a town, village or private household to treat victims during an outbreak. Some were trained physicians, but many were **barbers** or even amateurs who accepted the job for pay. Their main purpose was to care for the **sick**, record **deaths** and limit the spread of **plague** as best they could with the knowledge available at the time.

Appearance and protective clothes

Plague doctors are best known for their distinctive **outfit**. Each item had a purpose according to contemporary belief.

- Black robe** - used to examine patients from a distance, to point at records or to move clothing without touching it.
- White face mask** - used to examine patients from a distance, to point at records or to move clothing without touching it.

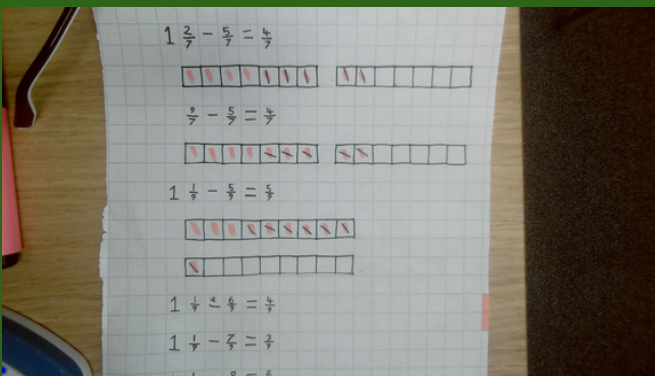
Tools and treatments

Plague doctors used a mixture of practical measures and **superstitions** based on the **medical** knowledge of their day.

- Records and lists of the **sick** and **deaths** for tracking the scale of an outbreak.
- Herbs, vinegar and perfumes - believed to cleanse the air.
- Poultices and balms - applied to ease pain or swelling.
- Bloodletting and leeches - standard **medical treatments** at the time, used to

Identify:

- title
- introduction
- subheadings
- factual language
- diagrams or captions
- technical vocabulary



In Maths, learners have been applying their addition and subtraction knowledge of fractions to mixed numbers. They have used bar models to represent their thinking visually, helping them build stronger conceptual understanding alongside accurate calculation.

In Science, the class concluded their unit on Space, reflecting on the structure of the solar system, historical models, and key scientific discoveries. They also began a brand-new biology unit on Digestion and Health, exploring how the human body breaks down food and how lifestyle choices can affect overall wellbeing.



Here is a link to a padlet timetable to see what learning lies ahead next week.

<https://padlet.com/MrTilley/gorse-class-wb-23-03-26-k3124yb8r60gtmpm>

OUTDOOR ED



THIS WEEK WE HAVE BEEN OUT ENJOYING THE SUNSHINE AND CONTINUING OUR PREPARATION FOR THE TEN TORS JUBILEE CHALLENGE AND OUR DUKE OF EDINBURGH EXPEDITIONS.



MONDAY, TUESDAY AND FRIDAY WE TOOK IN KELSEY HEAD AND WEST PENTIRE WHERE WE SAW SOME SEALS AND A CHATTERING OF CHOUGHS (CORNWALL'S RAREST BIRD).



WENESDAY AND THURSDAY WE TOOK IN THE SIGHTS OF LONG ROCK AND MARAZION WITH A QUICK VISIT TO THE MOUNT AND A SPOT OF UNEXPECTED PADDLING ON THE WAY BACK!





Article of the Week

World Water Day



What is World Water Day?

March 22nd is World Water Day.

We all know that water is vital for everyone in their daily lives across the world, and back in 2015 the world committed to working together to make sure that everyone has access to safe, clean water and good sanitation. This was Sustainable Development Goal 6.

But there is still much work to be done with over 2 billion people drinking unsafe water. An important aim of World Water Day is to inspire everyone to take action and make the necessary changes so that the right to clean water can be achieved by 2030 for everyone.

LINKED UNCRC ARTICLES

This week's activities link to Articles 24 and 27:

Article 24 (health and health services)

Every child has the right to the best possible health. Governments must provide good quality health care, clean water, nutritious food, and a clean environment and education on health and well-being so that children can stay healthy. Richer countries must help poorer countries achieve this.

Article 27 (adequate standard of living)

Every child has the right to a standard of living that is good enough to meet their physical and social needs and support their development. Governments must help families who cannot afford to provide this.



In January 2022, research by MPs said that no river in England is free from pollution.

[Read more here](#) and find out what is causing that pollution.

Is this a problem in your area?



CARDREW COURT SCHOOL

WOW & IDIOM

WEEK 24 W/C 23RD MARCH 2026

WORD OF THE WEEK

Applique

noun

"ornamental needlework in which pieces of fabric are sewn or stuck on to a larger piece to form a picture or pattern".

"The cloak is made of cashmere with a velvet applique of a rose on the front".

"My toddlers bedding has applique dinosaurs embroidered on the pillow."

Synonyms

adornment, embossment, fancywork.

IDIOM OF THE WEEK

Draw a blank



"elicit no successful response; fail".

Origin

"16th-century English lotteries where drawing a blank ticket meant winning nothing".

"She was trying to think of a solution to the problem, but her mind just drew a blank".

"When the teacher asked me who wrote the book, I drew a blank despite studying for hours".

COLLEAGUE OF THE WEEK: EMMA C



Staff vote weekly in our
Colleague of the Week draw

Thank you for all you do at
Cardrew Court School



Gabby, Fern
class

Headteachers Awards



Jake, Gorse
class

BELONG. BELIEVE. ACHIEVE.

Our safeguarding motto is...
“If in doubt, speak out”



Kerry



Laura



Emma C



Lyn

Our school culture is.....

“If you see something, say something”

If you are worried about something or have concerns about another learner, or someone at home, please speak to or email a member of staff who will be happy to help you.

safeguarding@cardrewcourt.org